



HOSPITAL ESPECIALIZADO GRANJA INTEGRAL E.S.E.

NIT: 800116719-8


Ejecución Presupuestal de Ingresos

Periodo: Desde Enero 01 de 2024 Hasta Junio 30 de 2024


Nombre Representante Legal: SANDRA LILIANA ROJAS CAMARGO

Codigo Presupuestal	Nombre	Presupuesto Inicial	Modificaciones		Presupuesto Definitivo	Reconocimientos			Recaudos		
			Adiciones			Anterior	Periodo	Total	Anterior	Periodo	Total
1	INGRESOS	21.153.202.744.00	5.823.434.666.21		26.976.637.410.21	11.137.011.968.20	6.956.767.896.27	18.093.779.864.47	7.213.795.878.20	3.340.126.784.27	10.553.922.662.47
10	DISPONIBILIDAD INICIAL	0	3.536.277.023.80		3.536.277.023.80	3.536.277.023.80	0.00	3.536.277.023.80	3.536.277.023.80	0.00	3.536.277.023.80
1001	Caja	0	1.328.354.00		1.328.354.00	1.328.354.00	0.00	1.328.354.00	1.328.354.00	0.00	1.328.354.00
1002	Bancos	0	3.534.948.669.80		3.534.948.669.80	3.534.948.669.80	0.00	3.534.948.669.80	3.534.948.669.80	0.00	3.534.948.669.80
11	INGRESOS CORRIENTES	20.536.403.654.00	1.337.624.160.00		21.874.027.814.00	7.527.101.343.40	6.851.536.681.27	14.378.638.024.67	3.603.885.253.40	3.234.895.569.27	6.838.780.822.67
1102	INGRESOS NO TRIBUTARIOS	20.536.403.654.00	1.337.624.160.00		21.874.027.814.00	7.527.101.343.40	6.851.536.681.27	14.378.638.024.67	3.603.885.253.40	3.234.895.569.27	6.838.780.822.67
110205	VENTA DE BIENES Y SERVICIOS	20.536.403.654.00	0		20.536.403.654.00	7.397.708.213.40	6.599.140.633.27	13.996.848.846.67	3.474.492.123.40	3.063.125.169.27	6.537.617.292.67
110205001	Venta de Establecimientos de mercado	20.474.837.838.00	0		20.474.837.838.00	7.390.726.418.40	6.580.207.445.27	13.970.933.863.67	3.467.597.328.40	3.044.365.981.27	6.511.963.309.67
11020500109	Servicios para la comunidad sociales y personales	20.474.837.838.00	0		20.474.837.838.00	7.390.726.418.40	6.580.207.445.27	13.970.933.863.67	3.467.597.328.40	3.044.365.981.27	6.511.963.309.67
1102050010902	Servicios de Salud	20.474.837.838.00	0		20.474.837.838.00	7.390.726.418.40	6.580.207.445.27	13.970.933.863.67	3.467.597.328.40	3.044.365.981.27	6.511.963.309.67
110205001090201	Regimen Subsidiado	16.181.040.504.00	0		16.181.040.504.00	5.750.122.566.40	4.951.749.884.27	10.701.872.450.67	2.902.807.944.40	2.209.738.981.27	5.112.546.925.67
1102050010902010	Subsidiado Vigencia Actual	13.553.672.667.00	0		13.553.672.667.00	2.847.350.622.00	3.224.985.124.00	6.072.335.746.00	36.000.00	482.974.221.00	483.010.221.00
1102050010902010	Subsidiado Vigencia Anterior	2.627.367.837.00	0		2.627.367.837.00	2.902.771.944.40	1.726.764.760.27	4.629.536.704.67	2.902.771.944.40	1.726.764.760.27	4.629.536.704.67
110205001090202	Regimen Contributivo	2.266.704.476.00	0		2.266.704.476.00	861.625.162.00	931.873.760.00	1.793.498.922.00	287.124.250.00	484.385.638.00	771.509.888.00
1102050010902020	Contributivo Vigencia Actual	1.689.182.476.00	0		1.689.182.476.00	626.621.905.00	697.836.168.00	1.324.458.073.00	52.120.993.00	250.348.046.00	302.469.039.00
1102050010902020	Contributivo Vigencia Anterior	577.522.000.00	0		577.522.000.00	235.003.257.00	234.037.592.00	469.040.849.00	235.003.257.00	234.037.592.00	469.040.849.00
110205001090205	Seguro Obligatorio de Accidentes de Transito	100.000.00	0		100.000.00	386.666.00	0.00	386.666.00	0.00	0	0
1102050010902050	Soat vigencia actual	100.000.00	0		100.000.00	386.666.00	0.00	386.666.00	0.00	0	0
110205001090206	Administradoras de Riesgos Laborales	100.000.00	0		100.000.00	75.000.00	75.000.00	150.000.00	75.000.00	75.000.00	150.000.00
1102050010902060	A.R.L vigencia actual	100.000.00	0		100.000.00	75.000.00	75.000.00	150.000.00	75.000.00	75.000.00	150.000.00
110205001090210	IPS Publicas	6.000.000.00	0		6.000.000.00	1.636.200.00	0.00	1.636.200.00	0.00	0	0
1102050010902100	IPS Publicas Vigencia actual	3.000.000.00	0		3.000.000.00	1.636.200.00	0.00	1.636.200.00	0.00	0	0
1102050010902100	IPS Publicas Vigencia anterior	3.000.000.00	0		3.000.000.00	0	0	0	0	0	0
110205001090213	Particulares	25.000.000.00	0		25.000.000.00	7.748.250.00	5.744.750.00	13.493.000.00	7.748.250.00	5.744.750.00	13.493.000.00
110205001090215	Atencion a la poblacion pobre no afiliada al regim	0	0		0		98.692.168.00	98.692.168.00		98.692.168.00	98.692.168.00
1102050010902150	PPNA Vigencia anterior	0	0		0		98.692.168.00	98.692.168.00		98.692.168.00	98.692.168.00
110205001090216	Fondo Nacional de Salud de las Personas Privadas d	3.000.000.00	0		3.000.000.00	1.447.344.00	7.041.011.00	8.488.355.00	0.00	1.380.444.00	1.380.444.00
1102050010902160	PPL Vigencia actual	3.000.000.00	0		3.000.000.00	1.447.344.00	7.041.011.00	8.488.355.00	0.00	1.380.444.00	1.380.444.00
110205001090218	Otras ventas de servicios de salud	1.992.892.858.00	0		1.992.892.858.00	767.685.230.00	585.030.872.00	1.352.716.102.00	269.841.884.00	244.349.000.00	514.190.884.00
1102050010902180	Otras ventas de servicios de salud Vigencia actual	1.547.512.636.00	0		1.547.512.636.00	502.414.068.00	503.617.292.00	1.006.031.360.00	4.570.722.00	162.935.420.00	167.506.142.00
1102050010902180	Otras ventas de servicios de salud Vigencia anteri	445.380.222.00	0		445.380.222.00	265.271.162.00	81.413.580.00	346.684.742.00	265.271.162.00	81.413.580.00	346.684.742.00
110205002	Ventas incidentales de establecimientos No de Merc	61.565.816.00	0		61.565.816.00	6.981.795.00	18.933.188.00	25.914.983.00	6.894.795.00	18.759.188.00	25.653.983.00
11020500200	Agricultura, silvicultura y productos de la pesca	54.347.228.00	0		54.347.228.00	3.439.500.00	11.743.200.00	15.182.700.00	3.439.500.00	11.743.200.00	15.182.700.00
110205002001	productos y servicios conexos a programas de rehab	54.347.228.00	0		54.347.228.00	3.439.500.00	11.743.200.00	15.182.700.00	3.439.500.00	11.743.200.00	15.182.700.00
110205002007	Servicios financieros y servicios conexos, servici	7.218.588.00	0		7.218.588.00	3.542.295.00	7.189.988.00	10.732.283.00	3.455.295.00	7.015.988.00	10.471.283.00
110205002071	Otros Servicios No de salud Vigencia Actual	7.218.588.00	0		7.218.588.00	3.542.295.00	7.189.988.00	10.732.283.00	3.455.295.00	7.015.988.00	10.471.283.00
110206	TRANSFERENCIAS CORRIENTES	0	1.337.624.160.00		1.337.624.160.00	129.393.130.00	252.396.048.00	381.789.178.00	129.393.130.00	171.770.400.00	301.163.530.00
110206007	Subvenciones	0	1.337.624.160.00		1,337.624.160.00	129.393.130.00	252.396.048.00	381.789.178.00	129.393.130.00	171.770.400.00	301.163.530.00
11020600702	Empresas publicas no financieras	0	1,337.624.160.00		1,337.624.160.00	129.393.130.00	252.396.048.00	381.789.178.00	129.393.130.00	171.770.400.00	301.163.530.00
1102060070208	Transferencias para Empresas Sociales del estado	0	1,337.624.160.00		1,337.624.160.00	129.393.130.00	252.396.048.00	381.789.178.00	129.393.130.00	171.770.400.00	301.163.530.00
110206007020801	Transferencias para Empresas Sociales del estado V	0	1,337.624.160.00		1,337.624.160.00		252.396.048.00	252.396.048.00		171.770.400.00	171.770.400.00
110206007020802	Transferencias para Empresas Sociales del estado V	0	0		0	129.393.130.00	0.00	129.393.130.00		0.00	129.393.130.00
12	RECURSOS DE CAPITAL	616.799.090.00	949.533.482.41		1.566.332.572.41	73.633.601.00	105.231.215.00	178.864.816.00	73.633.601.00	105.231.215.00	178.864.816.00
1205	Rendimientos financieros	613.799.090.00	0		613.799.090.00	71.521.332.00	66.560.064.00	138.081.396.00	71.521.332.00	66.560.064.00	138.081.396.00

120502	Depositos	613.799.090.00	0	613.799.090.00	71.521.332.00	66.560.064.00	138.081.396.00	71.521.332.00	66.560.064.00	138.081.396.00
1208	Transferencias de capital	0	949.533.482.41	949.533.482.41	0	0	0	0	0	0
120806	De otras Entidades del gobierno general	0	949.533.482.41	949.533.482.41	0	0	0	0	0	0
1213	Reintegros y otros Recursos no apropiados	3.000.000.00	0	3.000.000.00	2.112.269.00	38.671.151.00	40.783.420.00	2.112.269.00	38.671.151.00	40.783.420.00
121302	Recursos no apropiados	3.000.000.00	0	3.000.000.00	2.112.269.00	38.671.151.00	40.783.420.00	2.112.269.00	38.671.151.00	40.783.420.00
	TOTAL	21.153.202.744.00	5.823.434.666.21	26.976.637.410.21	11.137.011.968.20	6.956.767.896.27	18.093.779.864.47	7.213.795.878.20	3.340.126.784.27	10.553.922.662.47



Sandra Liliana Rojas Cárdeno
Gerente



Dora Astrid Uruña Mancilla
Profesional Universitaria - Financiera

HOSPITAL ESPECIALIZADO GRANJA INTEGRAL E.S.E.
 NIT: 800116719-8
 Ejecución Presupuestal de Gastos
 Periodo: Desde Enero 01 de 2024 Hasta Junio 30 de 2024


Nombre Representante Legal: SANDRA LILIANA ROJAS CAMARGO

Codigo Presupuestal	Nombre	Presupuesto Inicial	Modificaciones			Presupuesto Definitivo	Compromisos			Por Ejecutar	Obligaciones			Giros			Cuentas por pagar	Tasa de Ejecución
			Creditos	Ctcredi	Adiciones		Anterior	Periodo	Total		Anterior	Periodo	Total	Anterior	Periodo	Total		
2	GASTOS	21.153.202.744.00	97.451.677.00	97.451.677.00	5.823.434.666.21	26.976.637.410.21	7.914.616.949.44	11.249.062.808.11	19.163.679.757.55	7.812.957.652.66	3.230.594.430.52	6.896.580.100.17	10.127.174.530.69	2.840.269.692.52	7.131.099.925.17	9.971.369.617.69	155.804.913.00	71.04
21	funcionamiento	15.480.001.141.00	97.451.677.00	97.451.677.00	1.926.142.557.80	17.406.143.698.80	3.723.691.794.52	6.864.288.405.70	10.587.980.200.22	6.818.163.498.58	2.772.099.997.52	3.642.389.900.96	6.414.489.898.48	2.452.220.518.52	3.842.652.441.96	6.294.872.960.48	119.616.938.00	60.83
211	Gastos de personal	4.577.017.790.00	0	0	0	4.577.017.790.00	769.833.021.00	1.016.405.938.00	1.786.238.959.00	2.790.778.831.00	769.833.021.00	1.016.405.938.00	1.786.238.959.00	662.825.592.00	1.020.896.224.00	1.683.721.816.00	102.517.143.00	39.03
21101	Planta de personal permanente	4.577.017.790.00	0	0	0	4.577.017.790.00	769.833.021.00	1.016.405.938.00	1.786.238.959.00	2.790.778.831.00	769.833.021.00	1.016.405.938.00	1.786.238.959.00	662.825.592.00	1.020.896.224.00	1.683.721.816.00	102.517.143.00	39.03
2110101	Factores constitutivos de salario	3.058.586.460.00	0	0	0	3.058.586.460.00	528.630.267.00	703.158.029.00	1.231.788.296.00	1.826.798.164.00	528.630.267.00	703.158.029.00	1.231.788.296.00	528.630.267.00	703.158.029.00	1.231.788.296.00	0	40.27
2110101001	Factores salariales comunes	3.058.586.460.00	0	0	0	3.058.586.460.00	528.630.267.00	703.158.029.00	1.231.788.296.00	1.826.798.164.00	528.630.267.00	703.158.029.00	1.231.788.296.00	528.630.267.00	703.158.029.00	1.231.788.296.00	0	40.27
211010100101	Sueldo Basico	2.017.092.030.00	0	0	0	2.017.092.030.00	413.283.561.00	476.749.592.00	890.033.153.00	1.127.058.877.00	413.283.561.00	476.749.592.00	890.033.153.00	413.283.561.00	476.749.592.00	890.033.153.00	0	44.12
211010100102	Horas extras,dominicales festivos y recargos	504.776.268.00	0	0	0	504.776.268.00	97.646.371.00	117.160.693.00	214.807.064.00	289.969.204.00	97.646.371.00	117.160.693.00	214.807.064.00	97.646.371.00	117.160.693.00	214.807.064.00	0	42.55
211010100104	subsidio de alimentacion	22.614.000.00	0	0	0	22.614.000.00	3.107.481.00	3.509.997.00	6.617.478.00	15.996.522.00	3.107.481.00	3.509.997.00	6.617.478.00	3.107.481.00	3.509.997.00	6.617.478.00	0	29.26
211010100105	Auxilio de Transporte	41.692.512.00	0	0	0	41.692.512.00	6.490.977.00	6.010.377.00	12.501.354.00	29.191.158.00	6.490.977.00	6.010.377.00	12.501.354.00	6.490.977.00	6.010.377.00	12.501.354.00	0	29.98
211010100106	Prima de servicio	96.457.785.00	0	0	0	96.457.785.00	2.033.301.00	77.085.340.00	79.118.641.00	17.339.144.00	2.033.301.00	77.085.340.00	79.118.641.00	2.033.301.00	77.085.340.00	79.118.641.00	0	82.02
211010100107	Bonificacion por servicios prestados	69.773.780.00	0	0	0	69.773.780.00	2.152.965.00	9.041.687.00	11.194.652.00	58.579.128.00	2.152.965.00	9.041.687.00	11.194.652.00	2.152.965.00	9.041.687.00	11.194.652.00	0	16.04
211010100108	Prestaciones Sociales	306.180.085.00	0	0	0	306.180.085.00	3.915.611.00	13.600.343.00	17.515.954.00	288.664.131.00	3.915.611.00	13.600.343.00	17.515.954.00	3.915.611.00	13.600.343.00	17.515.954.00	0	5.72
21101010010801	Prima de Navidad	206.576.373.00	0	0	0	206.576.373.00	1.115.682.00	11.035.000.00	1.225.717.00	205.350.656.00	1.115.682.00	11.035.000.00	1.225.717.00	1.115.682.00	11.035.000.00	1.225.717.00	0	0.59
21101010010802	Prima de vacaciones	99.603.712.00	0	0	0	99.603.712.00	2.799.929.00	13.490.308.00	16.290.237.00	83.313.475.00	2.799.929.00	13.490.308.00	16.290.237.00	2.799.929.00	13.490.308.00	16.290.237.00	0	16.36
2110102	Contribuciones inherentes a la nomina	1.171.840.867.00	0	0	0	1.171.840.867.00	210.298.029.00	266.816.379.00	477.114.408.00	694.726.459.00	210.298.029.00	266.816.379.00	477.114.408.00	110.022.600.00	264.574.665.00	374.597.265.00	102.517.143.00	40.71
2110102001	Aportes a la seguridad Social en Pensiones	326.751.847.00	0	0	0	326.751.847.00	61.781.000.00	74.255.500.00	136.036.500.00	190.715.347.00	61.781.000.00	74.255.500.00	136.036.500.00	41.083.700.00	94.952.800.00	136.036.500.00	0	41.63
2110102002	Aportes a la seguridad social en salud	231.449.229.00	0	0	0	231.449.229.00	43.761.600.00	52.596.600.00	96.358.200.00	135.091.029.00	43.761.600.00	52.596.600.00	96.358.200.00	29.100.900.00	67.257.300.00	96.358.200.00	0	41.63
2110102003	Aportes de cesantias	268.569.774.00	0	0	0	268.569.774.00	44.194.629.00	60.243.879.00	104.438.508.00	164.131.266.00	44.194.629.00	60.243.879.00	104.438.508.00	0.00	1.921.365.00	1.921.365.00	102.517.143.00	38.89
2110102004	Aportes a cajas de compensacion	123.884.170.00	0	0	0	123.884.170.00	21.214.100.00	28.726.800.00	49.940.900.00	73.943.270.00	21.214.100.00	28.726.800.00	49.940.900.00	13.916.400.00	36.024.500.00	49.940.900.00	0	40.31
2110102005	Aportes generales al sistema de riesgos laborales	66.330.625.00	0	0	0	66.330.625.00	12.825.400.00	15.081.700.00	27.907.100.00	38.423.525.00	12.825.400.00	15.081.700.00	27.907.100.00	8.523.900.00	19.383.200.00	27.907.100.00	0	42.07
2110102006	Aportes al ICBF	92.913.130.00	0	0	0	92.913.130.00	15.912.600.00	24.871.300.00	40.783.900.00	52.129.020.00	15.912.600.00	24.871.300.00	40.783.900.00	10.438.500.00	30.345.400.00	40.783.900.00	0	43.89
2110102007	Aportes al Sena	61.942.092.00	0	0	0	61.942.092.00	10.608.700.00	11.040.600.00	21.649.300.00	40.292.792.00	10.608.700.00	11.040.600.00	21.649.300.00	6.959.200.00	14.690.100.00	21.649.300.00	0	34.95
2110103	Remuneraciones no constitutivas de factor salarial	346.590.463.00	0	0	0	346.590.463.00	30.904.725.00	46.431.530.00	77.336.255.00	269.254.208.00	30.904.725.00	46.431.530.00	77.336.255.00	24.172.725.00	53.163.530.00	77.336.255.00	0	22.31
2110103001	Prestaciones sociales	222.267.282.00	0	0	0	222.267.282.00	10.333.825.00	22.126.883.00	32.460.708.00	189.806.574.00	10.333.825.00	22.126.883.00	32.460.708.00	10.333.825.00	22.126.883.00	32.460.708.00	0	14.6
211010300101	Vacaciones	152.308.189.00	0	0	0	152.308.189.00	1.916.484.00	19.636.679.00	21.553.163.00	130.755.026.00	1.916.484.00	19.636.679.00	21.553.163.00	1.916.484.00	19.636.679.00	21.553.163.00	0	14.15
211010300102	Indemnizacion por vacaciones	25.795.251.00	0	0	0	25.795.251.00	8.223.804.00	863.007.00	9.086.811.00	16.708.440.00	8.223.804.00	863.007.00	9.086.811.00	8.223.804.00	863.007.00	9.086.811.00	0	35.23
211010300103	Bonificacion especial de recreacion	11.935.462.00	0	0	0	11.935.462.00	152.954.00	1.622.065.00	1.775.019.00	10.160.443.00	152.954.00	1.622.065.00	1.775.019.00	152.954.00	1.622.065.00	1.775.019.00	0	14.87
211010300104	Intereses a las cesantias	32.228.380.00	0	0	0	32.228.380.00	40.583.00	5.132.00	45.715.00	32.182.665.00	40.583.00	5.132.00	45.715.00	40.583.00	5.132.00	45.715.00	0	0.14
2110103020	Estimulos a los empleados del Estado	8.627.341.00	0	0	0	8.627.341.00	0	0	0	8.627.341.00	0	0	0	0	0	0	0	0
2110103107	Auxilios Salud Visual	15.850.800.00	0	0	0	15.850.800.00	2.644.000.00	3.218.798.00	5.862.798.00	9.988.002.00	2.644.000.00	3.218.798.00	5.862.798.00	2.644.000.00	3.218.798.00	5.862.798.00	0	36.99
2110103108	Auxilios Salud Dental	15.850.800.00	0	0	0	15.850.800.00	290.000.00	4.488.000.00	4.778.000.00	11.072.800.00	290.000.00	4.488.000.00	4.778.000.00	290.000.00	4.488.000.00	4.778.000.00	0	30.14
2110103111	Auxilio Educativo	11.322.000.00	0	0	0	11.322.000.00	6.732.000.00	0.00	6.732.000.00	4.590.000.00	6.732.000.00	0.00	6.732.000.00	4.488.000.00	2.244.000.00	6.732.000.00	0	59.46
2110103113	Auxilio de recreacion	72.665.040.00	0	0	0	72.665.040.00	10.904.000.00	16.596.949.00	27.500.949.00	45.164.091.00	10.904.000.00	16.596.949.00	27.500.949.00	6.416.000.00	21.084.949.00	27.500.949.00	0	37.85
2110103121	Bonificacion permanente extralegal	7.200.000.00	0	0	0	7.200.000.00	900.000.00	900.000.00	1.800.000.00	5.400.000.00	900.000.00	900.000.00	1.800.000.00	900.000.00	1.800.000.00	1.800.000.00	0	25
212	Adquisición de Bienes y servicios	10.676.883.351.00	85.451.677.00	85.451.677.00	1.926.142.557.80	12.603.025.908.80	2.915.036.147.76	5.821.877.725.70	8.736.913.873.46	3.866.112.035.34	1.963.444.350.76	2.599.979.220.96	4.563.423.571.72	1.750.572.300.76	2.795.751.475.96	4.546.323.776.72	17.099.795.00	69.32
21201	Adquisición de activos no financieros	503.270.000.00	0	0	0	503.270.000.00	128.567.300.00	201.323.100.00	329.890.400.00	173.379.600.00	128.567.300.00	201.323.100.00	329.890.400.00	0.00	329.890.400.00	329.890.400.00	0	65.55
2120101	Activos fijos	503.270.000.00	0	0	0	503.270.000.00	128.567.300.00	201.323.100.00	329.890.400.00	173.379.600.00	128.567.300.00	201.323.100.00	329.890.400.00	0.00	329.890.400.00	329.890.400.00	0	65.55
2120101003	Maquinaria y equipo	408.150.000.00	0	0	0	408.150.000.00	128.567.300.00	146.107.100.00	274.674.400.00	133.475.600.00	128.567.300.00	146.107.100.00	274.674.400.00	0.00	274.674.400.00	274.674.400.00	0	67.3

21201010030406	Otro equipo eléctrico y sus partes y piezas	5.000.000.00	0	0	0	5.000.000.00	4.617.200.00	0.00	4.617.200.00	382.800.00	4.617.200.00	0.00	4.617.200.00	0.00	4.617.200.00	4.617.200.00	0	92.34
212010100305	Equipo y aparatos de radio, televisión y comunicac	35.000.000.00	0	0	0	35.000.000.00	0.00	6.165.000.00	6.165.000.00	28.835.000.00	0.00	6.165.000.00	6.165.000.00	0.00	6.165.000.00	6.165.000.00	0	17.61
21201010030502	Aparatos transmisores de televisión y radio; tele	35.000.000.00	0	0	0	35.000.000.00	0.00	6.165.000.00	6.165.000.00	28.835.000.00	0.00	6.165.000.00	6.165.000.00	0.00	6.165.000.00	6.165.000.00	0	17.61
212010100306	Aparatos médicos, instrumentos ópticos y de prec	152.350.000.00	0	0	0	152.350.000.00	113.597.100.00	0.00	113.597.100.00	38.752.900.00	113.597.100.00	0.00	113.597.100.00	0.00	113.597.100.00	113.597.100.00	0	74.56
21201010030601	Aparatos médicos y quirúrgicos y aparatos ortés	152.350.000.00	0	0	0	152.350.000.00	113.597.100.00	0.00	113.597.100.00	38.752.900.00	113.597.100.00	0.00	113.597.100.00	0.00	113.597.100.00	113.597.100.00	0	74.56
2120101004	Activos fijos no clasificados como maquinaria y eq	95.120.000.00	0	0	0	95.120.000.00	0.00	55.216.000.00	55.216.000.00	39.904.000.00	0.00	55.216.000.00	55.216.000.00	0.00	55.216.000.00	55.216.000.00	0	58.05
212010100401	Muebles, instrumentos musicales, artículos de dep	95.120.000.00	0	0	0	95.120.000.00	0.00	55.216.000.00	55.216.000.00	39.904.000.00	0.00	55.216.000.00	55.216.000.00	0.00	55.216.000.00	55.216.000.00	0	58.05
21201010040101	Muebles	75.500.000.00	0	0	0	75.500.000.00	0.00	55.216.000.00	55.216.000.00	20.284.000.00	0.00	55.216.000.00	55.216.000.00	0.00	55.216.000.00	55.216.000.00	0	73.13
2120101004010100	Muebles del tipo utilizado en la oficina	75.500.000.00	0	0	0	75.500.000.00	0.00	55.216.000.00	55.216.000.00	20.284.000.00	0.00	55.216.000.00	55.216.000.00	0.00	55.216.000.00	55.216.000.00	0	73.13
21201010040103	Artículos de deporte	19.620.000.00	0	0	0	19.620.000.00	0	0	0	19.620.000.00	0	0	0	0	0	0	0	0
21202	Adquisiciones diferentes de activos	10.173.613.351.00	85.451.677.00	85.451.677.00	1.926.142.557.80	12.099.755.908.80	2.786.468.847.76	5.620.554.625.70	8.407.023.473.46	3.692.732.435.34	1.834.877.050.76	2.398.656.120.96	4.233.533.171.72	1.750.572.300.76	2.465.861.075.96	4.216.433.376.72	17.099.795.00	69.48
2120201	Materiales y suministros	1.285.089.904.00	0	0	64.094.505.00	1.349.184.409.00	221.520.495.00	375.619.656.00	597.140.151.00	752.044.258.00	122.520.584.00	381.908.442.26	504.429.026.26	81.854.195.00	420.040.372.26	501.894.567.26	2.534.459.00	44.26
2120201000	Agricultura, silvicultura y productos de la pesca	154.820.000.00	0	0	0	154.820.000.00	33.990.600.00	11.818.000.00	45.808.600.00	109.011.400.00	12.998.100.00	11.225.800.00	24.223.900.00	12.998.100.00	11.225.800.00	24.223.900.00	0	29.59
2120201002	Productos alimenticios, bebidas y tabaco, textiles	353.800.000.00	0	0	0	353.800.000.00	0.00	208.385.792.00	208.385.792.00	145.414.208.00	0.00	160.459.600.00	160.459.600.00	0.00	160.459.600.00	160.459.600.00	0	58.9
2120201003	Otros bienes transportables (excepto productos met	691.469.904.00	0	0	64.094.505.00	755.564.409.00	175.122.395.00	144.357.564.00	319.479.959.00	436.084.450.00	106.894.783.00	191.781.776.13	298.676.559.13	66.235.894.00	229.906.206.13	296.142.100.13	2.534.459.00	42.28
212020100301	Otros bienes transportables (excepto productos met	691.469.904.00	0	0	52.210.805.00	743.680.709.00	175.122.395.00	132.473.864.00	307.596.259.00	436.084.450.00	106.894.783.00	179.898.076.13	286.792.859.13	66.235.894.00	218.022.506.13	284.258.400.13	2.534.459.00	41.36
212020100302	Otros bienes transportables (excepto productos met	0	0	0	11.883.700.00	11.883.700.00	0.00	11.883.700.00	11.883.700.00	0	0.00	11.883.700.00	11.883.700.00	0.00	11.883.700.00	11.883.700.00	0	100
2120201004	Productos metálicos y paquetes de software	85.000.000.00	0	0	0	85.000.000.00	12.407.500.00	11.058.300.00	23.465.800.00	61.534.200.00	2.627.701.00	18.441.266.13	21.068.967.13	2.620.201.00	18.448.766.13	21.068.967.13	0	27.61
2120202	Adquisiciones de servicios	8.888.523.447.00	85.451.677.00	85.451.677.00	1.862.048.052.80	10.750.571.499.80	2.564.948.352.76	5.244.934.969.70	7.809.883.322.46	2.940.688.177.34	1.712.356.466.76	2.016.747.678.70	3.729.104.145.46	1.668.718.105.76	2.045.820.703.70	3.714.538.809.46	14.565.336.00	72.65
2120202005	Servicios de la construcción	385.000.000.00	0	0	117.960.242.80	502.960.242.80	0.00	260.000.000.00	260.000.000.00	242.960.242.80	0.00	0	0	0	0	0	0	51.69
212020200545	servicios de estructura de techos	200.000.000.00	0	0	57.229.354.00	257.229.354.00	0.00	125.000.000.00	125.000.000.00	132.229.354.00	0.00	0	0	0.00	0	0	0	48.59
212020200546	servicios de fontanería y plomería	35.000.000.00	0	0	22.840.979.00	57.840.979.00	0.00	35.000.000.00	35.000.000.00	22.840.979.00	0.00	0	0	0	0	0	0	60.51
212020200547	servicios de terminación y acabados	150.000.000.00	0	0	37.889.909.80	187.889.909.80	0.00	100.000.000.00	100.000.000.00	87.889.909.80	0.00	0	0	0.00	0	0	0	53.22
2120202006	Servicios de alojamiento; servicios de suministro	279.800.000.00	18.520.760.00	0	315.720.760.00	614.041.520.00	86.219.407.76	335.772.655.70	421.992.063.46	192.049.456.54	86.219.407.76	83.861.055.70	170.080.463.46	78.720.707.76	91.016.555.70	169.737.263.46	343.200.00	68.72
21202020063	Servicios de suministro de comidas	6.200.000.00	8.520.760.00	0	108.920.760.00	123.641.520.00	862.380.00	85.267.800.00	86.130.180.00	37.511.340.00	862.380.00	1.027.800.00	1.890.180.00	512.380.00	1.377.800.00	1.890.180.00	0	69.66
21202020067	Servicios de apoyo al transporte	20.000.000.00	10.000.000.00	0	206.800.000.00	236.800.000.00	7.033.300.00	175.046.100.00	182.079.400.00	54.720.600.00	7.033.300.00	7.431.700.00	14.465.000.00	6.118.300.00	8.003.500.00	14.121.800.00	343.200.00	76.89
21202020068	servicios postales y mensajería	3.600.000.00	0	0	3.600.000.00	3.600.000.00	106.700.00	62.660.00	169.360.00	3.430.640.00	106.700.00	62.660.00	169.360.00	63.700.00	105.660.00	169.360.00	0	4.7
21202020069	servicios de distribución de electricidad, gas y	250.000.000.00	0	0	250.000.000.00	78.217.028.00	75.396.095.46	153.613.123.46	96.386.876.54	78.217.027.76	75.338.895.70	153.555.923.46	72.026.327.76	81.529.595.70	153.555.923.46	0	0	61.45
2120202007	Servicios financieros y servicios conexos.servicio	237.487.638.00	0	0	237.487.638.00	28.256.848.00	75.092.933.00	103.349.781.00	134.137.857.00	22.256.848.00	45.092.901.00	67.349.749.00	22.256.848.00	45.092.901.00	67.349.749.00	0	0	43.52
2120202007133	Servicios de seguros y pensiones	1.627.638.00	0	0	1.627.638.00	0	0	0	1.627.638.00	0	0	0	0	0	0	0	0	0
2120202007135	Servicios de seguros distintos a los seguros de vi	163.860.000.00	0	0	163.860.000.00	16.256.848.00	27.092.933.00	43.349.781.00	120.510.219.00	16.256.848.00	27.092.901.00	43.349.749.00	16.256.848.00	27.092.901.00	43.349.749.00	0	0	26.46
2120202007136	servicios de arrendamiento	72.000.000.00	0	0	72.000.000.00	12.000.000.00	48.000.000.00	60.000.000.00	12.000.000.00	6.000.000.00	18.000.000.00	24.000.000.00	6.000.000.00	18.000.000.00	24.000.000.00	0	0	83.33
2120202008	Servicios prestados a las empresas y producción	3.459.422.658.00	35.910.000.00	0	660.020.733.00	4.155.353.391.00	1.278.108.575.00	1.267.876.379.00	2.545.984.954.00	1.609.368.437.00	637.971.160.00	709.808.032.00	1.347.779.192.00	604.507.031.00	733.198.408.00	1.337.705.439.00	10.073.753.00	61.27
21202020082	Servicios jurídicos y contables	559.186.382.00	0	0	559.186.382.00	483.845.952.00	72.178.984.00	556.024.936.00	3.161.446.00	147.577.989.00	172.197.337.00	319.775.326.00	141.692.989.00	178.082.337.00	319.775.326.00	0	0	99.43
21202020083	Otros Servicios Profesionales, Científicos Y Tecn	1.010.343.498.00	35.910.000.00	0	228.800.000.00	1.275.053.498.00	329.731.563.00	514.653.680.00	844.385.243.00	430.668.255.00	198.273.297.00	238.682.686.00	436.955.983.00	189.273.297.00	247.682.686.00	436.955.983.00	0	66.22
21202020084	Servicios de telecomunicaciones, transmisión y sumin	37.356.800.00	0	0	19.320.000.00	56.676.800.00	37.356.800.00	2.347.130.00	39.703.930.00	16.972.870.00	9.407.800.00	13.526.730.00	22.934.530.00	9.407.800.00	10.490.470.00	19.898.270.00	3.036.260.00	70.05
21202020085	Servicios de soporte	718.875.841.00	0	0	53.409.000.00	772.284.841.00	258.601.253.00	462.959.500.00	721.560.753.00	50.724.088.00	192.106.653.00	194.883.800.00	386.990.453.00	192.106.653.00	194.883.800.00	386.990.453.00	0	93.43
212020200852	Servicios de investigación y seguridad	395.590.360.00	0	0	48.409.000.00	443.999.360.00	144.262.853.00	259.000.000.00	403.262.853.00	40.736.507.00	107.262.853.00	111.000.000.00	218.262.853.00	107.262.853.00	111.000.000.00	218.262.853.00	0	90.83
212020200853	servicios de limpieza	323.285.481.00	0	0	5.000.000.00	328.285.481.00	114.338.400.00	203.959.500.00	318.297.900.00	9.987.581.00	84.843.800.00	83.883.800.00	168.727.600.00	84.843.800.00	83.883.800.00	168.727.600.00	0	96.96
21202020087	Servicios de mantenimiento, reparación e instalacio	1.057.660.137.00	0	0	291.171.733.00	1.348.831.870.00	163.379.307.00	181.697.085.00	345.076.392.00	1.003.755.478.00	85.411.721.00	90.517.479.00	175.929.200.00	66.832.592.00	102.059.115.00	168.891.707.00	7.037.493.00	25.58
21202020089	Otros servicios de impresión edición y reproducción	76.000.000.00	0	0	67.320.000.00	143.320.000.00	5.193.700.00	34.040.000.00	39.233.700.00	104.086.300.00	5.193.700.00	0.00	5.193.700.00	5.193.700.00	0.00	5.193.700.00	0	27.37
2120202009	Servicios para la comunidad, sociales y personales	4.375.730.378.00	31.020.917.00	85.451.677.00	768.346.317.00	5.089.645.935.00	1.145.144.911.00	3.264.829.016.00	4.409.973.927.00	679.672.008.00	938.690.440.00	1.141.591.658.00	2.080.282.098.00	938.447.930.00	1.141.834.168.00	2.080.282.098.00	0	86.65
21202020092	servicios de educación y de formación	25.861.820.00	0	0	27.000.000.00	52.861.820.00	0.00	27.000.000.00	27.000.000.00	25.861.820.00	0.00	0	0	0.00	0	0	0	51.08

21202020093	servicios de salud humana	4.198.797.652,00	16.800.000,00	0	286.445.714,00	4.502.043.366,00	1.084.063.734,00	2.835.282.419,00	3.919.346.153,00	582.697.213,00	901.530.843,00	960.279.149,00	1.861.809.992,00	901.530.843,00	960.279.149,00	1.861.809.992,00	0	87,06
212020200931	servicios medicos	1.220.300.400,00	10.800.000,00	0	125.000.000,00	1.356.100.400,00	313.365.764,00	898.813.710,00	1.212.179.474,00	143.920.926,00	260.574.428,00	265.868.731,00	526.443.159,00	260.574.428,00	265.868.731,00	526.443.159,00	0	89,39
21202020093120	servicios medicos generales	600.000.000,00	0	0	12.000.000,00	612.000.000,00	135.702.000,00	394.505.000,00	530.207.000,00	81.793.000,00	115.099.191,00	121.868.803,00	236.967.994,00	115.099.191,00	121.868.803,00	236.967.994,00	0	86,64
21202020093121	servicios medicos especializados	620.300.400,00	10.800.000,00	0	113.000.000,00	744.100.400,00	177.663.764,00	504.308.710,00	681.972.474,00	62.127.926,00	145.475.237,00	143.999.928,00	289.475.165,00	145.475.237,00	143.999.928,00	289.475.165,00	0	91,65
2120202009319	otros servicios sanitarios	2.978.497.252,00	6.000.000,00	0	161.445.714,00	3.145.942.966,00	770.697.970,00	1.936.468.709,00	2.707.166.679,00	438.776.287,00	640.956.415,00	694.410.418,00	1.335.366.833,00	640.956.415,00	694.410.418,00	1.335.366.833,00	0	86,05
21202020093192	servicios de enfermeria	2.149.567.200,00	6.000.000,00	0	80.781.825,00	2.236.349.025,00	604.673.036,00	1.487.690.600,00	2.092.363.636,00	143.985.389,00	503.527.192,00	530.318.905,00	1.033.846.097,00	503.527.192,00	530.318.905,00	1.033.846.097,00	0	93,56
21202020093193	servicios fisioterapeuticos	49.634.432,00	0	0	0	49.634.432,00	15.055.761,00	34.578.671,00	49.634.432,00	0	12.704.586,00	13.000.578,00	25.705.164,00	12.704.586,00	13.000.578,00	25.705.164,00	0	100
212020200931991	otros servicios sanitarios	779.295.620,00	0	0	49.213.889,00	828.509.509,00	150.969.173,00	382.749.438,00	533.718.611,00	294.790.898,00	124.724.637,00	119.640.935,00	244.365.572,00	124.724.637,00	119.640.935,00	244.365.572,00	0	64,42
212020200931992	otros servicios sanitarios vigencia anterior	0	0	0	31.450.000,00	31.450.000,00	0,00	31.450.000,00	31.450.000,00	0	0,00	31.450.000,00	31.450.000,00	0,00	31.450.000,00	31.450.000,00	0	100
21202020094	Servicios de alcantarillado, recoleccion y tratamie	28.000.000,00	0	0	0	28.000.000,00	15.500.000,00	0,00	15.500.000,00	12.500.000,00	1.699.290,00	2.873.152,00	1.699.290,00	2.873.152,00	1.699.290,00	2.873.152,00	0	55,36
21202020096	Servicios de esparcimiento,culturales y deportivos	13.620.466,00	0	0	0	13.620.466,00	4.500.000,00	7.520.400,00	12.020.400,00	1.600.066,00	4.500.000,00	4.877.400,00	9.377.400,00	4.500.000,00	4.877.400,00	9.377.400,00	0	88,25
212020200971	otros servicios	109.450.440,00	0	85.451.677,00	324.695.673,00	348.694.436,00	41.081.177,00	250.600.350,00	291.681.527,00	57.012.909,00	30.960.307,00	29.136.110,00	60.096.417,00	30.717.797,00	29.378.620,00	60.096.417,00	0	83,65
212020200972	otros servicios cuentas por pagar vigencias anteri	0	0	0	130.204.930,00	130.204.930,00	0,00	130.204.930,00	130.204.930,00	0	0,00	130.204.930,00	130.204.930,00	0,00	130.204.930,00	130.204.930,00	0	100
212020200973	Pasivos exigibles-vigencias expiradas	0	14.220.917,00	0	0	14.220.917,00	0,00	14.220.917,00	14.220.917,00	0	0,00	14.220.917,00	14.220.917,00	0,00	14.220.917,00	14.220.917,00	0	100
2120202010	Viáticos de los funcionarios en comision	151.082.773,00	0	0	0	151.082.773,00	27.218.611,00	41.363.986,00	68.582.597,00	82.500.176,00	27.218.611,00	36.394.032,00	63.612.643,00	24.785.589,00	34.678.671,00	59.464.260,00	4.148.383,00	45,39
213	Transferencias Corrientes	140.000.000,00	0	12.000.000,00	0	128.000.000,00	6.038.609,00	2.665.148,00	8.703.757,00	119.296.243,00	6.038.609,00	2.665.148,00	8.703.757,00	6.038.609,00	2.665.148,00	8.703.757,00	0	6,8
21305	A entidades del gobierno	60.000.000,00	0	0	0	60.000.000,00	2.027.399,00	2.665.148,00	4.692.547,00	55.307.453,00	2.027.399,00	2.665.148,00	4.692.547,00	2.027.399,00	2.665.148,00	4.692.547,00	0	7,82
2130509	a otras entidades del gobierno	60.000.000,00	0	0	0	60.000.000,00	2.027.399,00	2.665.148,00	4.692.547,00	55.307.453,00	2.027.399,00	2.665.148,00	4.692.547,00	2.027.399,00	2.665.148,00	4.692.547,00	0	7,82
2130509004	Trasferencias excedentes financieros	60.000.000,00	0	0	0	60.000.000,00	2.027.399,00	2.665.148,00	4.692.547,00	55.307.453,00	2.027.399,00	2.665.148,00	4.692.547,00	2.027.399,00	2.665.148,00	4.692.547,00	0	7,82
21313	Sentencias y conciliaciones	80.000.000,00	0	12.000.000,00	0	68.000.000,00	4.011.210,00	0,00	4.011.210,00	63.988.790,00	4.011.210,00	0,00	4.011.210,00	4.011.210,00	0,00	4.011.210,00	0	5,9
2131301	fallos nacionales	80.000.000,00	0	12.000.000,00	0	68.000.000,00	4.011.210,00	0,00	4.011.210,00	63.988.790,00	4.011.210,00	0,00	4.011.210,00	4.011.210,00	0,00	4.011.210,00	0	5,9
2131301001	Sentencias	40.000.000,00	0	0	0	40.000.000,00	4.011.210,00	0,00	4.011.210,00	35.988.790,00	4.011.210,00	0,00	4.011.210,00	4.011.210,00	0,00	4.011.210,00	0	10,03
2131301002	conciliaciones	40.000.000,00	0	12.000.000,00	0	28.000.000,00	0	0	0	28.000.000,00	0	0	0	0	0	0	0	0
218	Gastos por tributos multas sanciones e intereses p	86.100.000,00	12.000.000,00	0	0	98.100.000,00	32.784.016,76	23.339.594,00	56.123.610,76	41.976.389,24	32.784.016,76	23.339.594,00	56.123.610,76	32.784.016,76	23.339.594,00	56.123.610,76	0	57,21
21801	Impuestos	42.000.000,00	12.000.000,00	0	0	54.000.000,00	32.784.016,76	15.189.686,00	47.973.702,76	6.026.297,24	32.784.016,76	15.189.686,00	47.973.702,76	32.784.016,76	15.189.686,00	47.973.702,76	0	88,84
2180114	Gravamen a los movimientos financieros	3.000.000,00	12.000.000,00	0	0	15.000.000,00	8.353.100,00	4.901.270,00	13.254.370,00	1.745.630,00	8.353.100,00	4.901.270,00	13.254.370,00	8.353.100,00	4.901.270,00	13.254.370,00	0	88,36
2180152	Impuesto predial unificado	13.000.000,00	0	0	0	13.000.000,00	0,00	10.288.416,00	10.288.416,00	2.711.584,00	0,00	10.288.416,00	10.288.416,00	0,00	10.288.416,00	10.288.416,00	0	79,14
2180155	Impuesto sobre delineaacion urbana	26.000.000,00	0	0	0	26.000.000,00	24.430.916,76	0,00	24.430.916,76	1.569.083,24	24.430.916,76	0,00	24.430.916,76	24.430.916,76	0,00	24.430.916,76	0	93,97
21804	contribuciones	43.900.000,00	0	0	0	43.900.000,00	0,00	8.106.208,00	8.106.208,00	35.793.792,00	0,00	8.106.208,00	8.106.208,00	0,00	8.106.208,00	8.106.208,00	0	18,47
2180401	cuota de fiscalizacion y auditaie	28.900.000,00	0	0	0	28.900.000,00	0,00	8.106.208,00	8.106.208,00	20.793.792,00	0,00	8.106.208,00	8.106.208,00	0,00	8.106.208,00	8.106.208,00	0	28,05
2180407	Contribucion de vigilancia - Superintendencia Nac	15.000.000,00	0	0	0	15.000.000,00	0	0	0	15.000.000,00	0	0	0	0	0	0	0	0
21805	Multas, sanciones e intereses de mora	200.000,00	0	0	0	200.000,00	0,00	43.700,00	43.700,00	156.300,00	0,00	43.700,00	43.700,00	0,00	43.700,00	43.700,00	0	21,85
2180501	Multas y sanciones	100.000,00	0	0	0	100.000,00	0	0	0	100.000,00	0	0	0	0	0	0	0	0
2180501004	Sanciones administrativas	100.000,00	0	0	0	100.000,00	0	0	0	100.000,00	0	0	0	0	0	0	0	0
2180502	Intereses de mora	100.000,00	0	0	0	100.000,00	0,00	43.700,00	43.700,00	56.300,00	0,00	43.700,00	43.700,00	0,00	43.700,00	43.700,00	0	43,7
23	inversion	3.724.481.603,00	0	0	3.856.251.241,41	7.580.732.844,41	3.424.056.208,92	3.856.251.241,33	7.280.307.449,33	300.425.395,08	0,00	2.711.718.606,21	2.711.718.606,21	0,00	2.711.718.606,21	2.711.718.606,21	0	96,04
232	Adquisicion de Bienes y Servicios	3.724.481.603,00	0	0	3.856.251.241,41	7.580.732.844,41	3.424.056.207,92	3.856.251.241,41	7.280.307.449,33	300.425.395,08	0,00	2.711.718.606,21	2.711.718.606,21	0,00	2.711.718.606,21	2.711.718.606,21	0	96,04
23201	Adquisicion de Activos no financieros	3.724.481.603,00	0	0	3.856.251.241,41	7.580.732.844,41	3.424.056.207,92	3.856.251.241,41	7.280.307.449,33	300.425.395,08	0,00	2.711.718.606,21	2.711.718.606,21	0,00	2.711.718.606,21	2.711.718.606,21	0	96,04
2320101	Activos fijos	3.724.481.603,00	0	0	3.856.251.241,41	7.580.732.844,41	3.424.056.207,92	3.856.251.241,41	7.280.307.449,33	300.425.395,08	0,00	2.711.718.606,21	2.711.718.606,21	0,00	2.711.718.606,21	2.711.718.606,21	0	96,04
2320101001	Edificaciones y estructuras	3.724.481.603,00	0	0	3.856.251.241,41	7.580.732.844,41	3.424.056.207,92	3.856.251.241,41	7.280.307.449,33	300.425.395,08	0,00	2.711.718.606,21	2.711.718.606,21	0,00	2.711.718.606,21	2.711.718.606,21	0	96,04
232010100102	Edificaciones distintas a viviendas	3.724.481.603,00	0	0	3.856.251.241,41	7.580.732.844,41	3.424.056.207,92	3.856.251.241,41	7.280.307.449,33	300.425.395,08	0,00	2.711.718.606,21	2.711.718.606,21	0,00	2.711.718.606,21	2.711.718.606,21	0	96,04
23201010010208	Edificios relacionados con salud	3.724.481.603,00	0	0	3.856.251.241,41	7.580.732.844,41	3.424.056.207,92	3.856.251.241,41	7.280.307.449,33	300.425.395,08	0,00	2.711.718.606,21	2.711.718.606,21	0,00	2.711.718.606,21	2.711.718.606,21	0	96,04
232010100102081	proyecto construccion pabellon de agudos	0	0	0	3.856.251.241,41	3.856.251.241,41	0,00	3.856.251.241,41	3.856.251.241,41	0	0,00	2.005.219.503,59	2.005.219.503,59	0,00	2.005.219.503,59	2.005.219.503,59	0	100
232010100102082	proyecto de construccion pabellon zona aditiva	3.424.481.603,00	0	0	0	3.424.481.603,00	3.424.056.207,92	0,00	3.424.056.207,92	425.395,08	0,00	706.499.102,62	706.499.102,62	0,00	706.499.102,62	706.499.102,62	0	99,99
232010100102083	proyecto de ampliacion de la unidad de atencion in	300.000.000,00	0	0	0	300.000.000,00	0	0	0	300.000.000,00	0	0	0	0	0	0	0	0
24	Gastos de operacion comercial	1.948.720.000,00	0	0	41.040.867,00	1.989.760.867,00	766.868.947,00	528.523.161,00	1.295.392.108,00	694.368.759,00	458.494.433,00	542.471.593,00	1.000.966.026,00	388.049.174,00	576.728.877			

24502	Adquisición de servicios	1.905.440.000.00	0	0	39.494.790.00	1.944.934.790.00	740.524.064.00	526.977.084.00	1.267.501.148.00	677.433.642.00	436.151.806.00	540.252.984.00	976.404.790.00	367.411.645.00	572.805.170.00	940.216.815.00	36.187.975.00	65.17
2450206	servicios de suministro de comidas y bebidas	1.424.640.000.00	0	0	0	1.424.640.000.00	364.643.500.00	487.482.294.00	852.125.794.00	572.514.206.00	336.047.277.00	384.351.227.00	720.398.504.00	310.317.861.00	410.080.643.00	720.398.504.00	0	59.81
245020603121	servicio de suministro de comidas	1.424.640.000.00	0	0	0	1.424.640.000.00	364.643.500.00	487.482.294.00	852.125.794.00	572.514.206.00	336.047.277.00	384.351.227.00	720.398.504.00	310.317.861.00	410.080.643.00	720.398.504.00	0	59.81
2450209	Servicios para la comunidad, sociales y personales	480.800.000.00	0	0	39.494.790.00	520.294.790.00	375.880.564.00	39.494.790.00	415.375.354.00	104.919.436.00	100.104.529.00	155.901.757.00	256.006.286.00	57.093.784.00	162.724.527.00	219.818.311.00	36.187.975.00	79.83
245020931	servicios de salud humana	480.800.000.00	0	0	39.494.790.00	520.294.790.00	375.880.564.00	39.494.790.00	415.375.354.00	104.919.436.00	100.104.529.00	155.901.757.00	256.006.286.00	57.093.784.00	162.724.527.00	219.818.311.00	36.187.975.00	79.83
2450209319	otros servicios sanitarios	480.800.000.00	0	0	39.494.790.00	520.294.790.00	375.880.564.00	39.494.790.00	415.375.354.00	104.919.436.00	100.104.529.00	155.901.757.00	256.006.286.00	57.093.784.00	162.724.527.00	219.818.311.00	36.187.975.00	79.83
245020931951	servicio de laboratorio	120.800.000.00	0	0	0	120.800.000.00	105.000.000.00	0.00	105.000.000.00	15.800.000.00	29.860.600.00	22.714.100.00	52.574.700.00	13.504.400.00	35.503.500.00	49.007.900.00	3.566.800.00	86.92
245020931952	servicio de laboratorio citas por pagar v.a	0	0	0	1.796.200.00	1.796.200.00	0.00	1.796.200.00	1.796.200.00	0	0.00	1.796.200.00	1.796.200.00	0.00	1.796.200.00	1.796.200.00	0	100
245020931991	otros servicios sanitarios servicio farmaceutico	360.000.000.00	0	0	0	360.000.000.00	270.880.564.00	0.00	270.880.564.00	89.119.436.00	70.243.929.00	93.692.867.00	163.936.796.00	43.589.384.00	87.726.237.00	131.315.621.00	32.621.175.00	75.24
245020931992	otros servicios sanitarios cuentas por pagar v.a	0	0	0	37.698.590.00	37.698.590.00	0.00	37.698.590.00	37.698.590.00	0	0.00	37.698.590.00	37.698.590.00	0.00	37.698.590.00	37.698.590.00	0	100
TOTAL		21.153.202.744.00	97.451.677.00	97.451.677.00	5.823.434.666.21	26.976.637.410.21	7.914.616.949.44	11.249.062.808.11	19.163.679.757.55	7.812.957.652.66	3.230.594.430.52	6.896.580.100.17	10.127.174.530.69	2.840.269.692.52	7.131.099.925.17	9.971.369.617.69	155.804.913.00	71.04



Sandra Liliana Rojas Camargo
Gerente



Dora Astrid Uruña Mancilla
Profesional Universitaria - Financiera